

A Stitch Along pattern from Blackbird Designs



Her Sampler - 1796

Symbol

- ♥ GA Brethren Blue (DMC 924)
/ GA Copper (DMC 356)
 - ▲ GA Loganberry (DMC 3834)
 - GA Rhubarb (DMC 961)
 - + GA Toasted Barley (DMC 3032)
 - | GA Grecian Gold (DMC 832)
- GA - Gentle Arts Sampler Threads

Design Size: 113W x 142H

Fabric: 36ct. Butter Pecan
by Lakeside Linens

Finished Size: 6 1/4" x 7 7/8"

Symbol

- ♥ CC Chester's Blue (DMC 930)
/ CC Angel Blush (DMC 3859)
- ▲ CC Rose of Sharon (DMC 315)
- CC Boysenbeauty (DMC 3687)
- + CC Herb Garden (DMC 3022)
- | CC Pecan Pie (DMC 3829)

CC - Belle Soie by Classic Colorworks

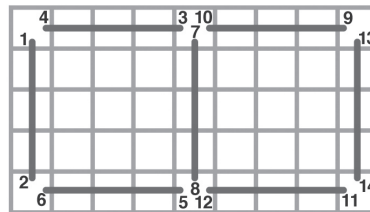
Design Size: 113W x 142H

Fabric: 28ct. Sand
by Picture This Plus

Finished Size: 8" x 10 1/8"

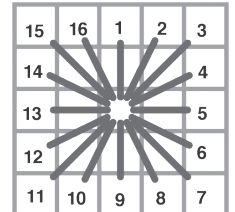
Instructions

- Cross stitch with 1 strand of floss over 2 linen threads on the 36ct. linen. Use 2 strands of floss over 2 linen threads on the 28ct. linen.
- Use the alphabet provided on the sampler and the numbers and lower case alphabet below to personalize your piece.
- Stitch the eyelet stitch with 1 strand of Toasted Barley (36ct.) or 2 strands of Herb Garden floss. (28ct.)
- Stitch the 4-sided stitch with 1 strand of Grecian Gold (36ct.) or 2 strands of Pecan Pie floss. (28ct.)
- Stitch the 4-sided dividing bands with 1 strand of floss (36ct.) or 2 strands of floss. (28ct.) The color used is noted inside the stitch.
- Stitch the two eyelet dividing bands with 1 strand of Rhubarb (36ct.) or 2 strands of Boysenbeauty floss. (28ct.)




4-sided stitch over 4 linen threads

Please note: The diagram shows how to do the stitch only. Stitch over 2 linen threads on your sampler.



Eyelet Stitch over 4 linen threads



Lower case alphabet and numbers to personalize your sampler.